


6th Band Rhythms / Composition

Day 1

I draw rhythm on board - 

Students tell me the counting - 1 2+ 3 4+

Everyone claps the rhythm

Everyone plays the rhythm on 1 note of their choosing.

Everyone plays the rhythm using 6 different notes

Day 2

Everyone gets a piece of staff paper. We discuss what to put on first - (Treble Cleff sign), followed by time signature 4/4.

Everyone writes 4 measures of whatever rhythm patterns they choose on staff paper, making sure it is notes they know on their instrument.

I play their songs on the piano

I give feedback regarding correct counting, notation for their instrument

They go and compose 4 more measures

Repeat piano playing / corrections .






Day 3

Everyone composes 4 measure song for their instrument

Everyone plays their song.

In the future they will be composing a full page song for Spring Concert

2 17




o O Whole NOTE 4 COUNTS

d. Dotted HALF NOTE 3 COUNTS

d HALF NOTE 2 COUNTS

♩. Dotted QUARTER NOTE 1 1/2 COUNTS

♩ QUARTER NOTE 1 COUNT



♪ 2 8th NOTES 1 COUNT
1 +

♫ 4 16th NOTES 1 COUNT
1 e + a

♫ = 1 COUNT
1 + a

♫ = 1 COUNT
1 e +

♩. = 1 COUNT
1 +

♩. = 2 COUNTS
> 1 2 +

Whole Rest 4

Half Rest 2

Quarter Rest 1

8th Rest 1/2

1 COUNT Roll
1 e + a

2 COUNT Roll